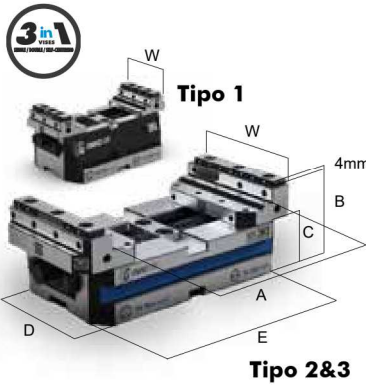


COMPACT GRIP Vises

Self centering vises with reversible jaws - Ideal for 5 axis machining centres

Art.650

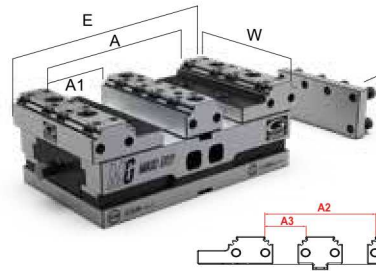


Standard equipment: 1 Box wrench, 1 Calibrated centering, 2 positioning key-nuts and 2 self-centering key-nuts, 2 top jaw inserts Art. 650T G11 pitch 11 mm

+ Magnetic Workstop Art. 370EM

Type	Jaw width W	Max opening A	Vise height B	Base height C	Base width D	Base width E	Kg	Code	LIST PRICE €	SPECIAL PRICE €
1 12kN	50	54	65	45	79,9	80	1,9	7.65.01080	777	649
		94				120	2,7	7.65.01120	897	749
		134				160	3,4	7.65.01160	1.015	849
2 22kN	88	96	65	38	89,9	120	3,6	7.65.02120	955	749
		136				160	4,4	7.65.02160	1.075	849
		176				200	5,2	7.65.02200	1.194	949
		216				240	5,8	7.65.02240	1.314	1.049
3 32kN	123	133	89	57	124,9	160	9,1	7.65.03160	1.552	1.249
		183				210	10,9	7.65.03210	1.790	1.349
		233				260	12,8	7.65.03260	2.029	1.449
		283				310	14,8	7.65.03310	2.387	1.749
		333				360	17	7.65.03360	2.625	1.949

MAXIGRIP



Art.685

MaxiGrip vise - 3 clamping in 1 - Self-Centering, Double and Single

Art.680U included with Art. 685



Type	kN	A	A1	A2	A3	W	E	Kg	Code	LIST PRICE €	SPECIAL PRICE €
4x270	41	200	83	104	35	158	270	28,5	76854270	2.920	2.299
4x420		344	155	248	107	420	40	76854420	3.870	3.099	


Art.684

MaxiGrip vise - Only Self-centering

Type	kN	A	A1	A2	A3	W	E	Kg	Code	LIST PRICE €	SPECIAL PRICE €
4x270	41	200	-	104	-	158	270	25	76844270	2.500	1.999
4x420		344	-	248	-	420	36	76844420	3.450	2.799	

RISERS FOR COMPACT GRIP VISES

Art.651H



Type	Min A	H=50			H=75			H=100		
		Code	LIST PRICE €	SPECIAL PRICE €	Code	LIST PRICE €	SPECIAL PRICE €	Code	LIST PRICE €	SPECIAL PRICE €
1	80	7.65.1H1080/050	414	350	7.65.1H1080/075	425	350	7.65.1H1080/100	437	350
	120	7.65.1H1120/050	492	400	7.65.1H1120/075	517	400	7.65.1H1120/100	539	400
	160	7.65.1H1160/050	588	450	7.65.1H1160/075	620	500	7.65.1H1160/100	654	500
2	120	7.65.1H2120/050	588	450	7.65.1H2120/075	620	500	7.65.1H2120/100	654	500
	160	7.65.1H2160/050	588	500	7.65.1H2160/075	620	550	7.65.1H2160/100	654	550
	200	7.65.1H2200/050	588	550	7.65.1H2200/075	620	600	7.65.1H2200/100	654	600
	240	7.65.1H2240/050	727	600	7.65.1H2240/075	773	600	7.65.1H2240/100	820	650
3	160	7.65.1H3160/050	680	650	7.65.1H3160/075	726	650	7.65.1H3160/100	769	650
	210	7.65.1H3210/050	680	650	7.65.1H3210/075	726	700	7.65.1H3210/100	769	700
	260	7.65.1H3260/050	1.047	950	7.65.1H3260/075	1.106	950	7.65.1H3260/100	1.167	950
	310	7.65.1H3310/050	1.085	1.000	7.65.1H3310/075	1.146	1.000	7.65.1H3310/100	1.207	1.000
	360	7.65.1H3360/050	1.255	1.100	7.65.1H3360/075	1.326	1.100	7.65.1H3360/100	1.398	1.100

PYRAMIDAL SUPPORT FOR 5TH AXIS CENTRES - INCLUDED MOUNTED & ALIGNED VISES

Art.643H



Standard equipment: 12 Vise holding clamps Art.298 CGR, 1 Eyebolt, 1 Centering pin, Pair of keynuts Art.297

+ MOUNTING & ALIGNMENT INCLUDED

Aluminum pyramidal support, it permits the simultaneous mounting of 3 CompactGrip vises (with or without quick change tables) tilted at 45° or 60° thus increasing the working space and allowing the contemporary machining of multiple workpieces even in hardly reachable points.

Type	Height	Code	LIST PRICE €
1 (Ø200)	170	7.64.3H100	1.763
2 (Ø308)	136	7.64.3H200	2.157
3 (Ø360)	190	7.64.3H300	2.314

KIT 1

Art. 643H + N°3 Art.650 T.1x120



60°

Code	LIST PRICE €	SPECIAL PRICE €
7.65.01120	4.373	3.400

KIT 2

Art. 643H + N°3 Art.650 T.2x200



30°

45°

* Check the machine spindle turning

Code	LIST PRICE €	SPECIAL PRICE €
7.65.02200	5.571	4.200

KIT 3

Art. 643H + N°3 Art.650 T.3x210



45°

* Check the machine spindle turning

Code	LIST PRICE €	SPECIAL PRICE €
7.65.03210	7.525	5.300



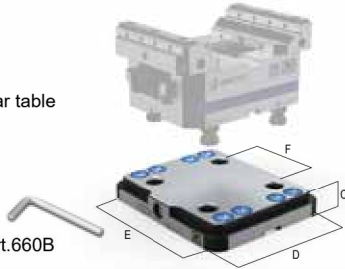
Quick change PLATES

Quick change plates for compactgrip vises - Ideal for 5 axis machines

* NOT AVAILABLE FOR THE GERMAN AND AUSTRIAN MARKET

Art.660

Mechanical quick change rectangular table

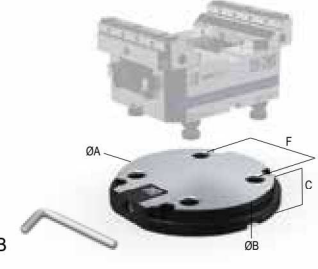


Standard equipment: 4 Pull-studs Art.660B

Type	C	D	E	Kg	Code	LIST PRICE €	SPECIAL PRICE €
1-2 (F=52)	27	116	150	3	9.66.05200	787	649
3 (F=96)	27	156	190	5,2	9.66.09600	1.133	949

Art.661

Mechanical quick change round table

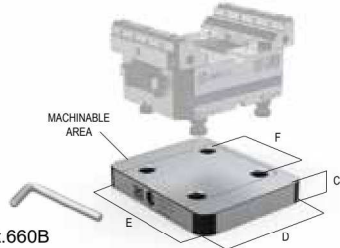


Standard equipment: 4 Pull-studs Art.660B

Type	ØA	ØB	C	Kg	Code	LIST PRICE €	SPECIAL PRICE €
1-2 (F=52)	156	120	27	3	9.66.15200	754	649
3 (F=96)	196	175	27	5,2	9.66.19600	1.102	949

Art.660S

Mechanical quick change hardened with machineable part holes free rectangular table



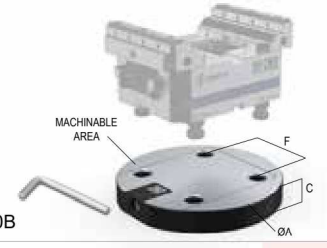
Customization excluded

Standard equipment: 4 Pull-studs Art.660B

Type	C	D	E	Kg	Code	LIST PRICE €	SPECIAL PRICE €
1-2 (F=52)	27	126	150	3	9.66.0S520	638	549
3 (F=96)	27	156	190	5,2	9.66.0S960	870	749

Art.661S

Mechanical quick change hardened with machineable part holes free round table



Available Quick Change Tables for any kind of Rotary Tables or 4° Axis

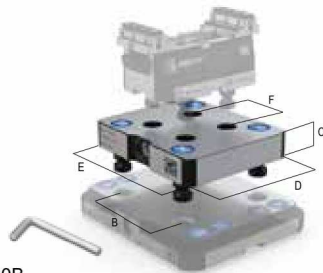
Customization excluded

Standard equipment: 4 Pull-studs Art.660B

Type	ØA	C	Kg	Code	LIST PRICE €	SPECIAL PRICE €
1-2 (F=52)	156	27	3,8	9.66.1S5200	696	549
3 (F=96)	196	27	6	9.66.1S9600	1.159	749
	250	24	10	9.66.1S960-250	1.647	1.550
	300	24	15	9.66.1S960-300	1.750	1.650

Art.660R

Mechanical quick change rectangular reduction table




Standard equipment: 4 Pull-studs Art.660B

Type	B	C	D	E	Kg	Code	LIST PRICE €	SPECIAL PRICE €
F = 52	96	27	126	150	3,75	9.66.0R210	696	549

Art.661R

Round reduction table



Standard equipment: 4 Pull-studs Art.660B

Type	A	B	C	Kg	Code	LIST PRICE €	SPECIAL PRICE €
F = 52	158	96	27	3,75	9.66.1R210	870	549

Art.660B

Quick change table pull studs



For type 1-2 tables

For type 3 tables

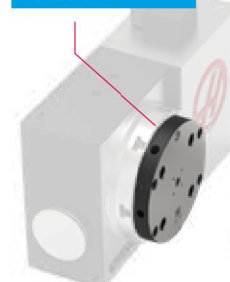
Type	Code	LIST PRICE CAD. €
1 - 2	9.66.0B100	31
3	9.66.0B200	33

Art.661H

Aluminium base riser for quick-change table, can be mounted with brackets or via Zero Point



Art.661S

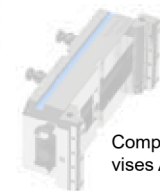


Rotary Table Haas Hrt200

Pull Stud Art.660B

Self centering Chuck

Interfaced plate Art.62B



CompactGrip vises Art.650 T.3

EXAMPLE
Mounting of a round quick change table for CompactGrip vises